

2023 annual report to the Community

Lyndoch Primary School

Lyndoch Primary School number: 237

Partnership: Greater Gawler



School principal:

Michael Walsh

Signature

Date of endorsement:

21/02/2024



Context Statement

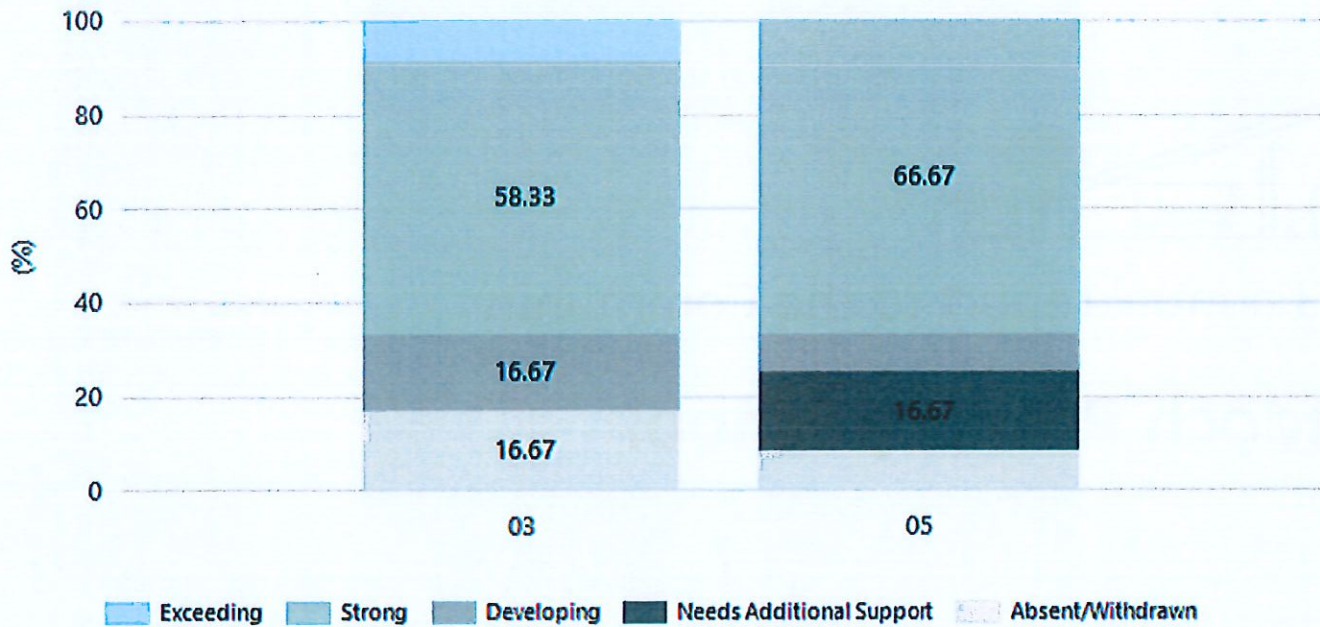
Lyndoch Primary School caters for students from R-6. At the time of this report, the enrolment in 2023 is 95. Lyndoch Primary School is classified as Category 6 on the Department for Education Index of Educational Disadvantage. At the time of this report, the school population includes 3% Aboriginal students, 9% students with disabilities, 1% children/young people in care. Further information about the school is available on the school's website (including its context statement), as well as the My School website.

Performance Summary

NAPLAN Proficiency

In 2023, the Australian Curriculum, Assessment and Reporting Authority (ACARA) - a Commonwealth Independent statutory authority - announced changes to NAPLAN performance reporting. This new way of reporting by ACARA that NAPLAN results from 2023 will not be comparable to previous years. The new approach replaces the previous numerical NAPLAN bands and the national minimum standard.

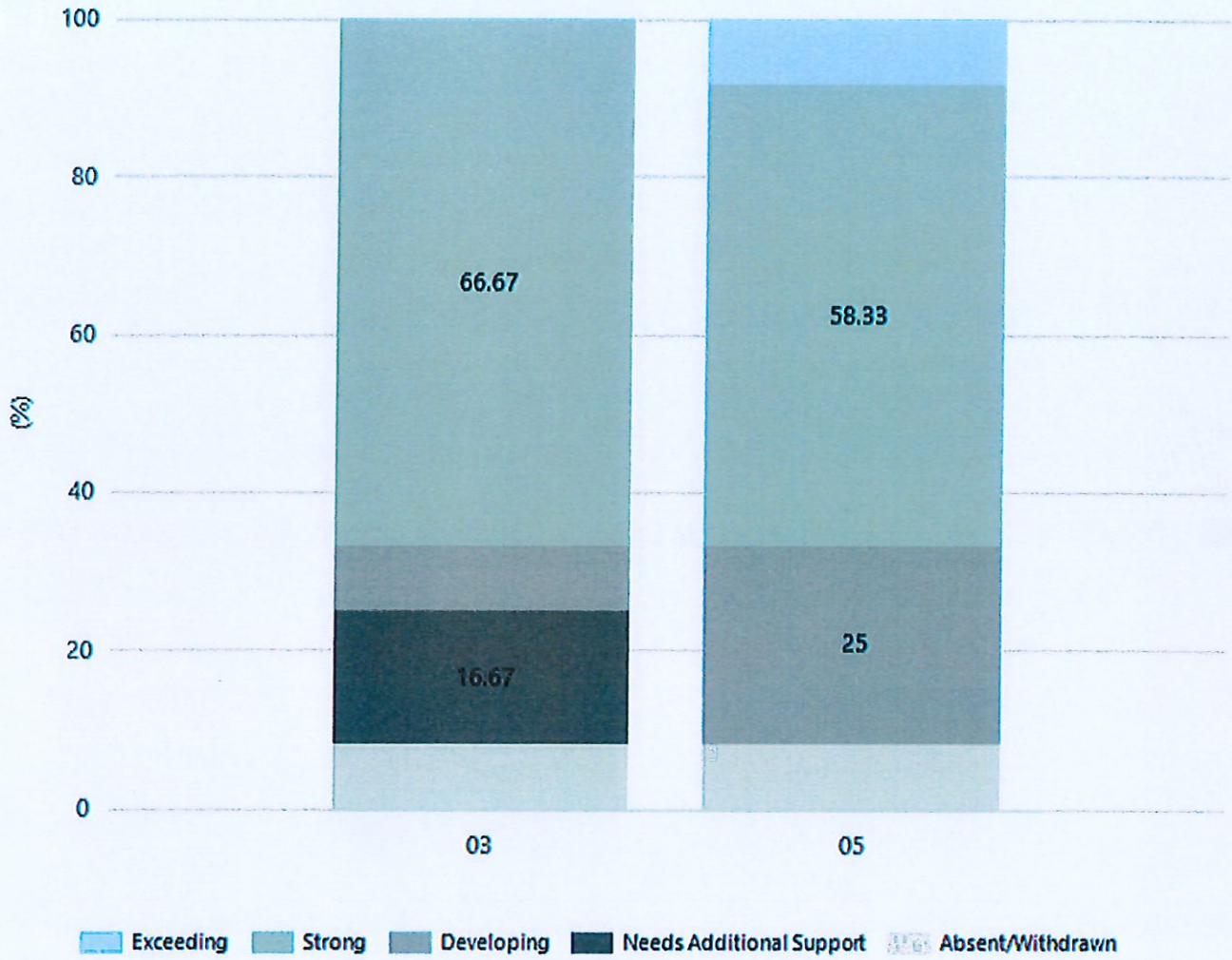
Numeracy



Year Level	03	05
Exceeding	1	
Strong	7	8
Developing	2	1
Needs Additional Support		2
Absent/Withdrawn	2	1
Total	12	12

Data Source: Department for Education Assessment Data Holdings, 2023. When there are less than six students in a cohort, no data is supplied.

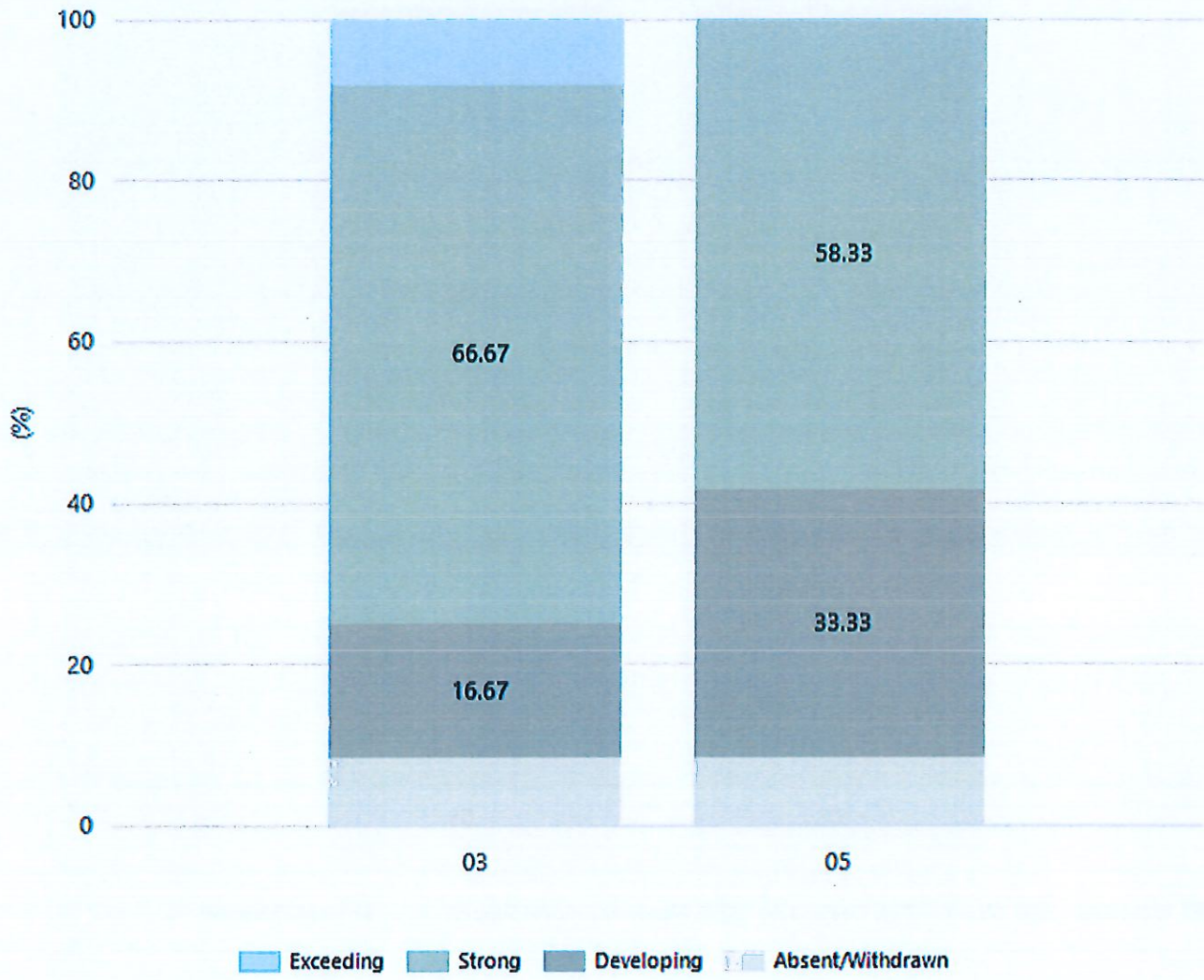
Reading



Year Level	03	05
Exceeding		1
Strong	8	7
Developing	1	3
Needs Additional Support	2	
Absent/Withdrawn	1	1
Total	12	12

Data Source: Department for Education Assessment Data Holdings, 2023. When there are less than six students in a cohort, no data is supplied.

Writing



Year Level	03	05
Exceeding	1	
Strong	8	7
Developing	2	4
Absent/Withdrawn	1	1
Total	12	12

Data Source: Department for Education Assessment Data Holdings, 2023. When there are less than six students in a cohort, no data is supplied.

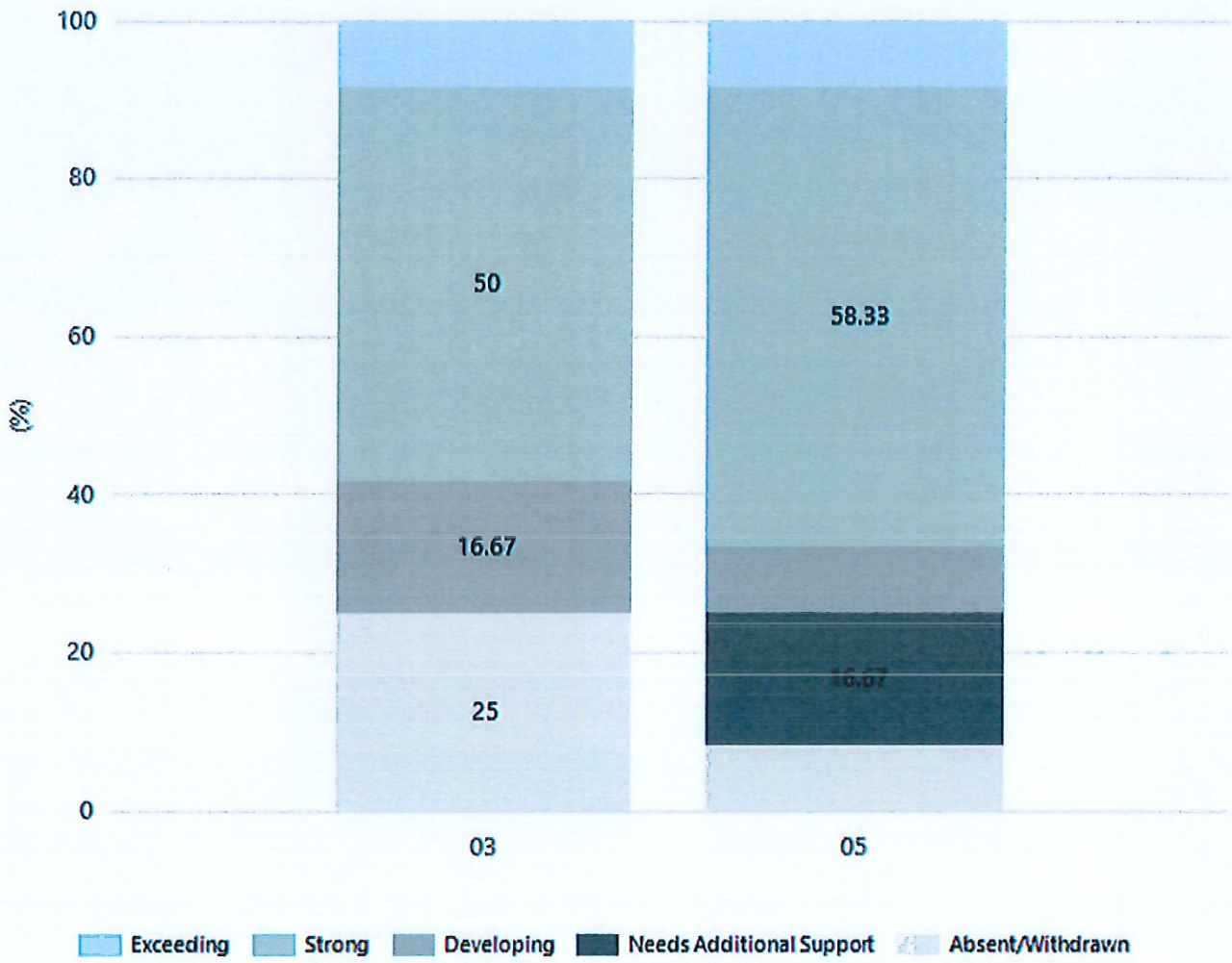
Grammar



Year Level	03	05
Exceeding	1	1
Strong	6	6
Developing	2	4
Absent/Withdrawn	3	1
Total	12	12

Data Source: Department for Education Assessment Data Holdings, 2023. When there are less than six students in a cohort, no data is supplied.

Spelling



Year Level	03	05
Exceeding	1	1
Strong	6	7
Developing	2	1
Needs Additional Support		2
Absent/Withdrawn	3	1
Total	12	12

Data Source: Department for Education Assessment Data Holdings, 2023. When there are less than six students in a cohort, no data is supplied.

School Attendance

Year Level	2021	2022	2023
Reception	95.9%	87.9%	84.8%
Year 01	92.3%	87.9%	90.4%
Year 02	88.0%	87.1%	90.3%
Year 03	88.0%	89.4%	87.2%
Year 04	92.8%	92.8%	89.0%
Year 05	88.2%	90.9%	90.6%
Year 06	97.7%	94.4%	90.1%
Year 07	92.0%		
Total	91.3%	90.0%	89.0%

Data Source: Department for Education Attendance Data, Semester 1 Report 2023. A blank cell indicates there were no students enrolled. 'Primary Other' includes students enrolled in specialised education options. 'Secondary Other' includes students who have already spent a year at Year 12 and elected to undertake further study at Year 12.

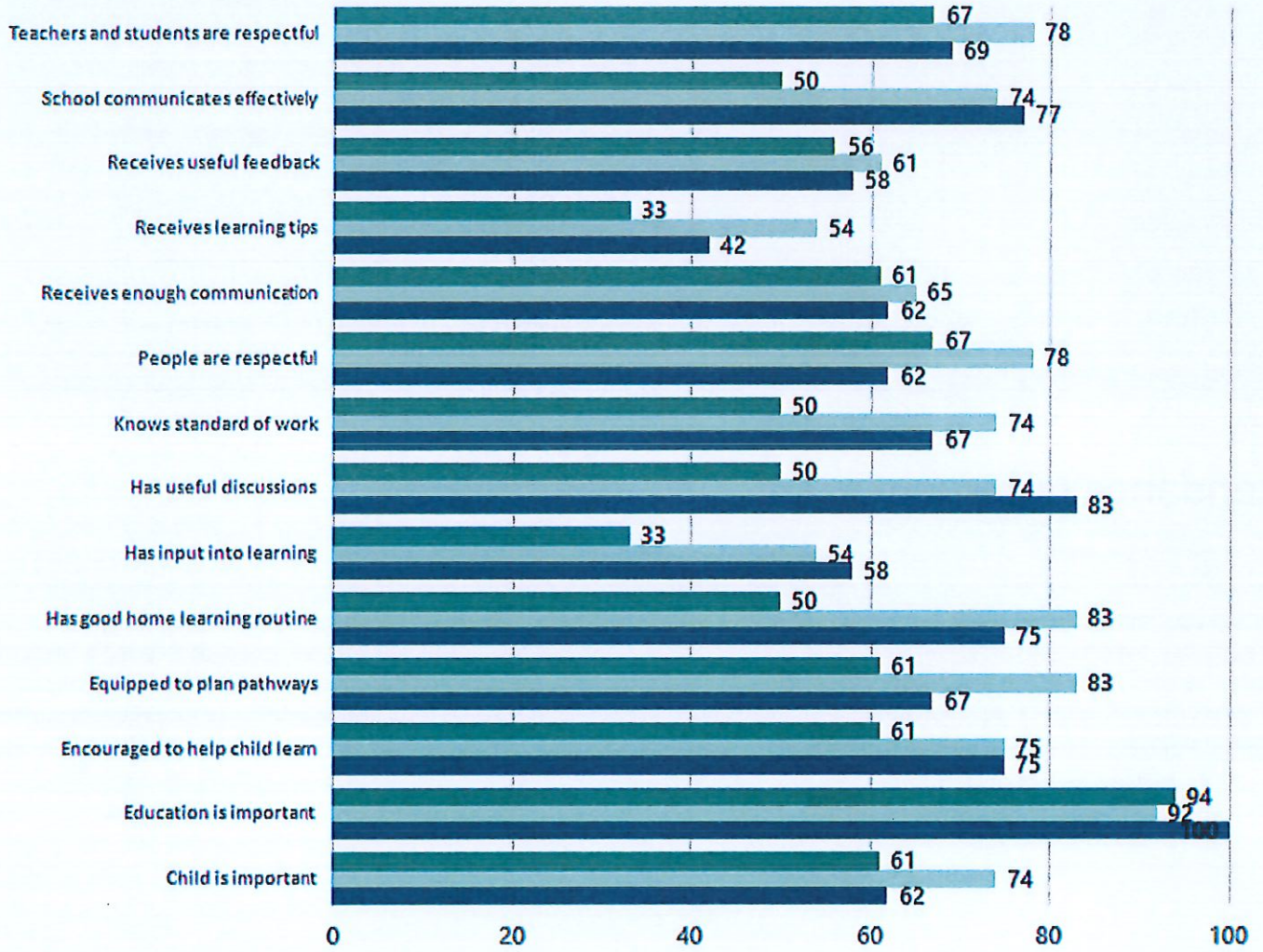
Attendance Comment

In South Australia, all children and young people must be in school from 6 years to 16 years old. They must attend a government or non-government school full time. From age 16 to 17 however, young people must attend school or an approved learning program (such as an apprenticeship, traineeship, accredited course or university). Schools and parents must encourage and support students to come to school every day. Parents and caregivers must make sure their child is enrolled in a school, and attends school all day and everyday it is open, unless a child is sick or has an approved exemption. Teachers and leaders actively follow up when a student misses school, including recording all absences and non-attendance. All schools in South Australia have local attendance procedures governed under the Education and Children's Services Regulations 2020.

Parent Opinion Survey Results

Proportion of agree/strongly agree response(%)

2021 2022 2023



Data Source: 2023 Department for Education Parent Opinions Survey, Term 3 2023.

Intended Destination

Leave Reason	Number	%
NG - ATTENDING NON-GOV SCHOOL IN SA	1	13.0%
NT - LEFT SA FOR NT	2	25.0%
TG - TRANSFERRED TO SA GOVERNMENT SCHOOL	4	50.0%
VI - LEFT SA FOR VIC	1	13.0%

Data Source: Department for Education Destination Data Report, 2023. Data extract term 3 2023. Data shows recorded destinations for students that left the school in the previous year. Data is uploaded by schools in term 3 and may not reflect final or total figures at time of report creation.

